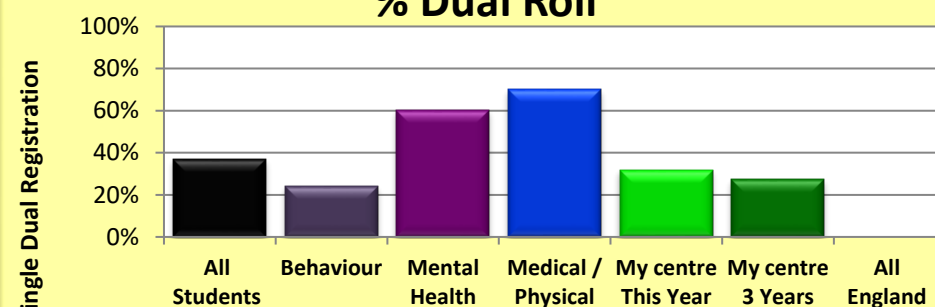
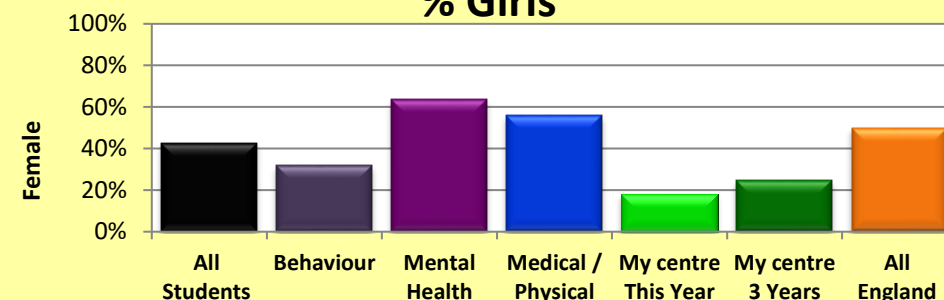


| Group | | Total Number | | Dual Registration | Gender | | Special Needs | | Vulnerable Groups | | | | Mental Health Difficulties | Medical Needs | Hospital Student | EBD Challenge |
|---------------------------|-------|--------------|--|-------------------|--------|---------|---------------|-------|-------------------|-----|------------------|--------------------|----------------------------|---------------|------------------|---------------|
| | | | | | % Boys | % Girls | EHCP | K | Pupil Premium | EAL | Child Protection | Child Looked After | | | | |
| All Students (DP 2016-18) | | 2804 | | 37% | 57% | 43% | 9% | 66% | 51% | 3% | 9% | 6% | 39% | 15% | 2% | 67% |
| Behaviour | | 1751 | | 24% | 68% | 32% | 7% | 65% | 61% | 4% | 10% | 7% | 13% | 3% | 0% | 99% |
| Mental Health | | 751 | | 60% | 36% | 64% | 12% | 70% | 31% | 1% | 8% | 5% | 100% | 17% | 5% | 16% |
| Medical / Physical | | 225 | | 70% | 44% | 56% | 11% | 58% | 35% | 2% | 4% | 2% | 38% | 100% | 8% | 4% |
| My centre This Year | A1093 | 22 | | 32% | 82% | 18% | 14% | 32% | 64% | 0% | 5% | 5% | 0% | 9% | 0% | 91% |
| My centre 3 Years | A1093 | 77 | | 27% | 75% | 25% | 6% | 21% | 62% | 0% | 5% | 5% | 4% | 12% | 0% | 88% |
| All England | 2018 | 612,348 | | | 50% | 50% | 2.9% | 11.7% | 29% | 13% | 0.45% | 0.64% | | | | |

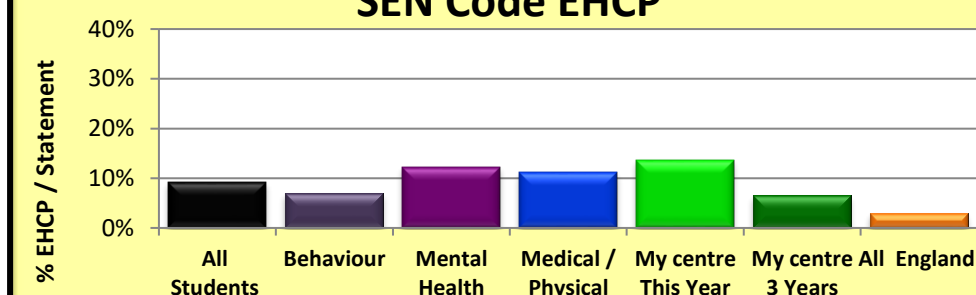
% Dual Roll



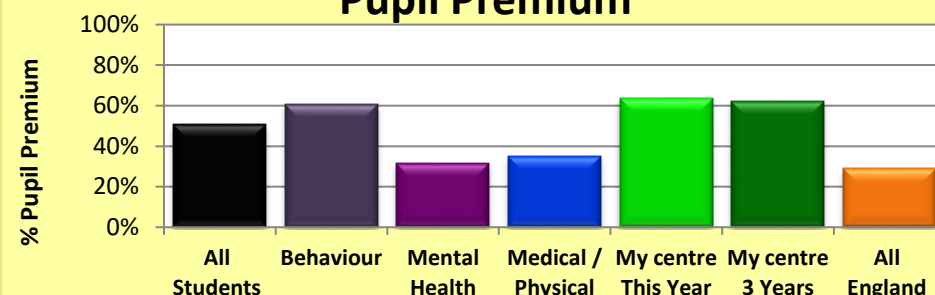
% Girls



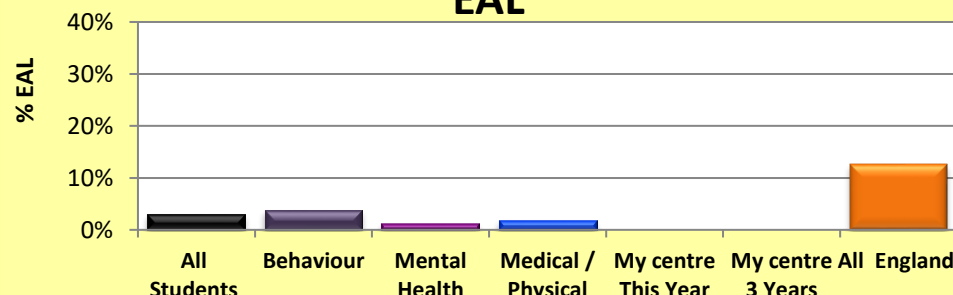
SEN Code EHCP



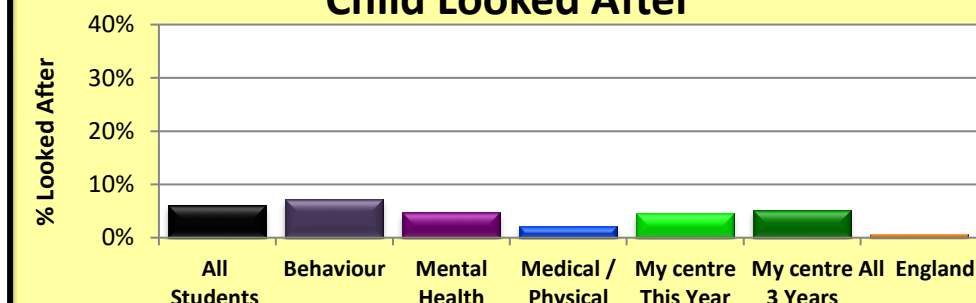
Pupil Premium



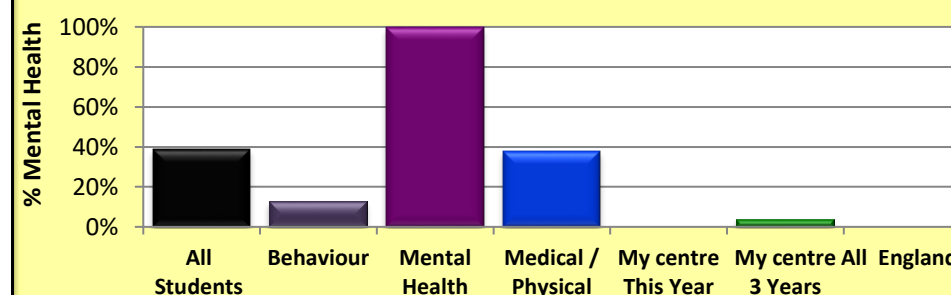
EAL



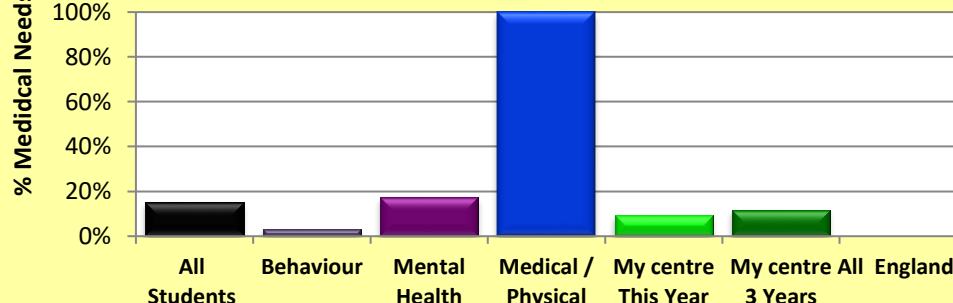
Child Looked After



Mental Health Difficulties



Medical Needs



Behaviour Challenge

